

# Putting the “Engineering” in Software Engineering: Technology Infrastructure in Process Improvement

■ —————

Adam Kolawa, Ph.D.  
CEO, Parasoft

## What is this all about?

- We need to continually build more software to transfer our intelligence into computers
- We expect software to change in response to business requirements
- Systems are getting more complicated and harder to control
- However, we still build software as we did many years ago... we have not yet industrialized the process

## **How is building software different than other manufacturing processes?**

- Software is the transfer of the brain's content
- The brain has to be a critical part of the process

## What do we need?

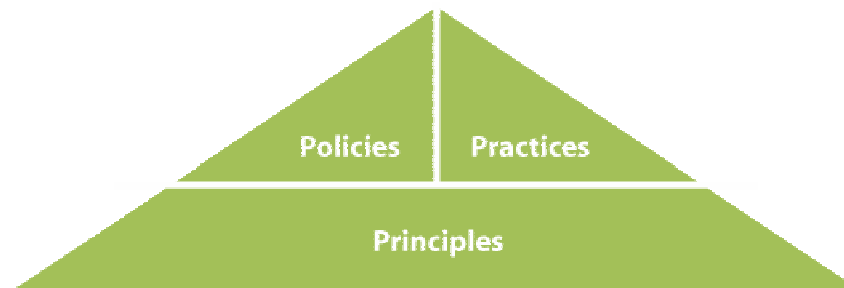
- An infrastructure which supports the brain in this process
  - Relieves the brain from repetitive and mundane tasks which can be automated
  - Allows creativity
- Since humans make mistakes, the infrastructure must provide support to correct and eliminate these mistakes

## Where does this lead?

- Better software production methods
- Higher productivity
- Better software quality

## How is this done?

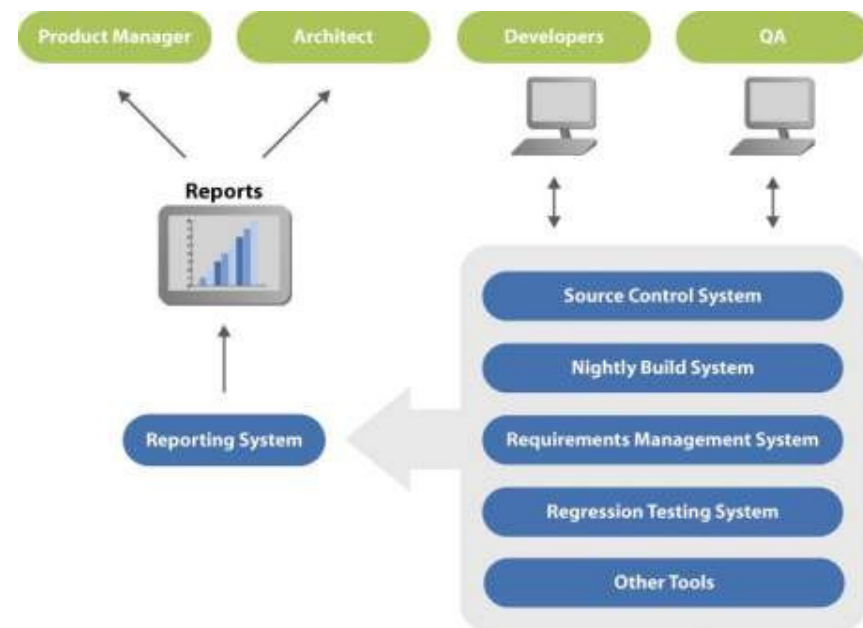
- **Principles:** Basic rules for structuring and managing software projects through defect prevention
- **Practices:** *Functional* embodiments of the principles
- **Policies:** *Managerial* embodiments of the principles



## Principle 1: Establishment of Infrastructure

*"Build a strong foundation through integration of people and technology"*

- People
- Configurable technologies
- Integration of the people and the technology



## **Principle 2: Application of General Best Practices**

*“Learn from others’ mistakes”*

- Best practices from industry experts
- Prevent common errors



## Principle 3: Customization of Best Practices

*"Learn from your own mistakes"*

- Each time a defect is discovered, a new customized practice is defined and integrated into the process
- Application should be automated and seamless
- Adherence should be monitored

## **Principle 4: Measurement and Tracking of Project Status**

*“Understand the past and present to make decisions about the future”*

- Identify problems promptly
- Assess product quality and deployment readiness
- Requires automated reporting system

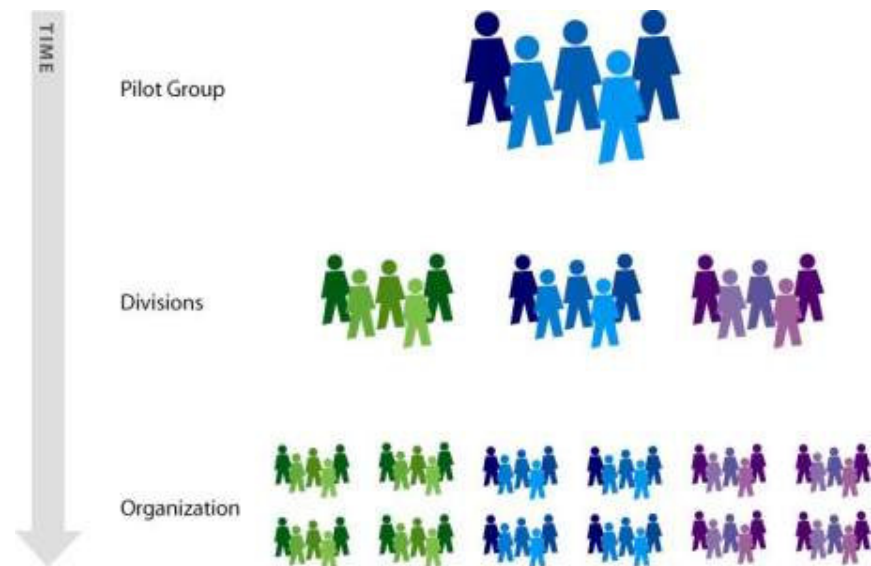
## Principle 5: Automation

*"Let the computer do it"*

- System complexity makes automation a necessity
- Automation...
  - Improves job satisfaction and productivity
  - Improves product quality
  - Facilitates human communication
  - Helps to implement and verify best practices and organizational standards
  - Facilitates control of the software processes by collecting measurement data

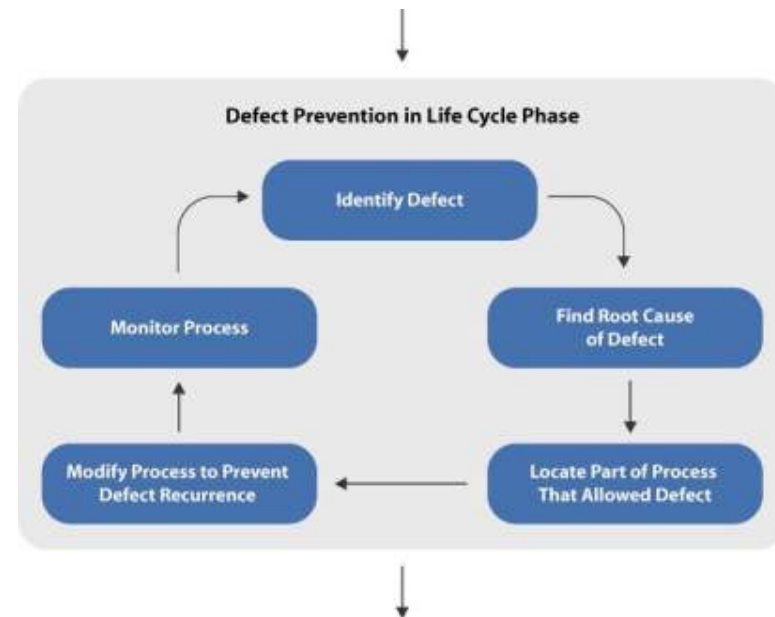
## Principle 6: Incremental Implementation of ADP's Practices and Policies

- Group-by-group
  - Pilot group > expansion
- Practice-by-practice
  - Severity levels
  - Cutoff dates

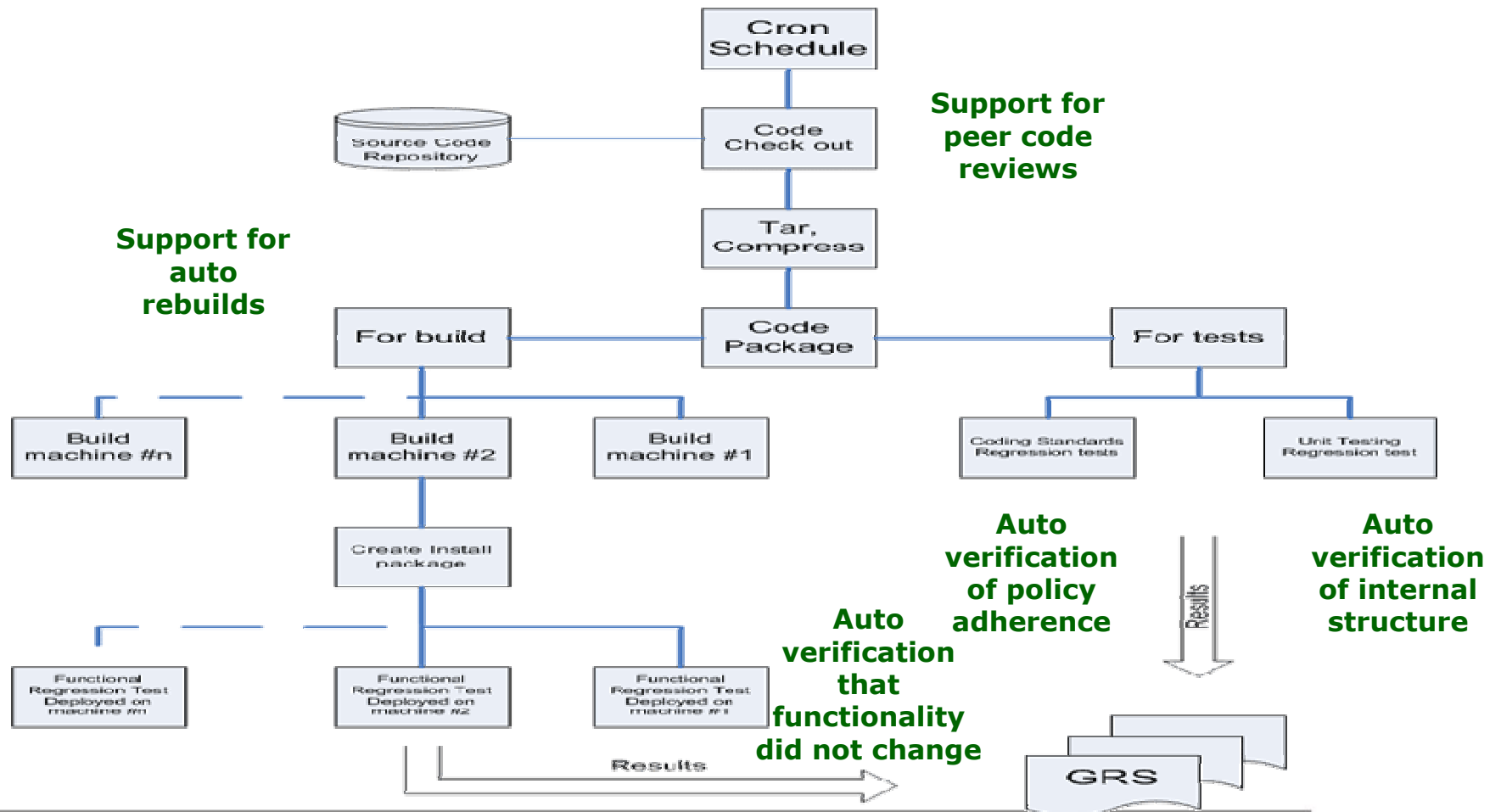


## Feedback Loop

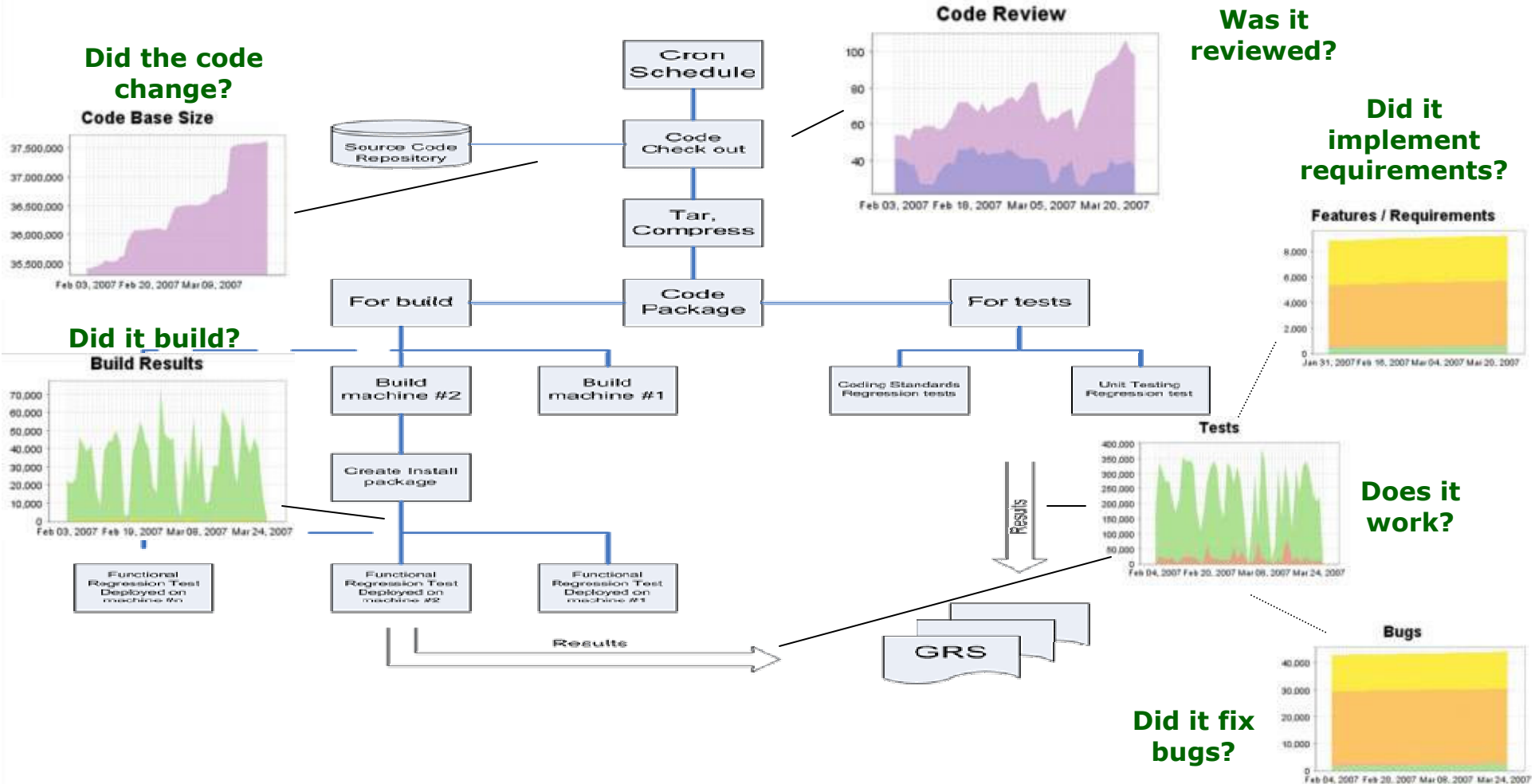
1. Identify a defect.
2. Find the root cause of the defect.
3. Locate the point in the production line that caused the defect.
4. Implement preventative practices to ensure that similar defects do not reoccur.
5. Monitor the process to verify effectiveness of the preventive practices.



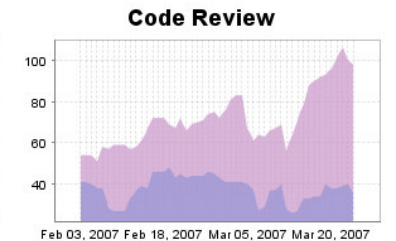
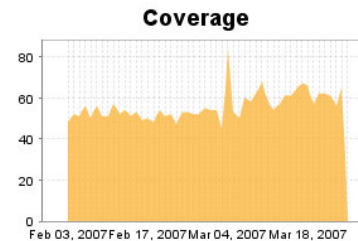
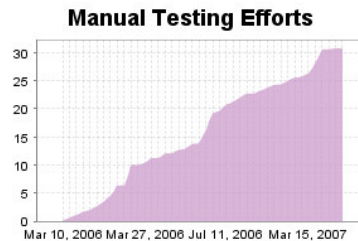
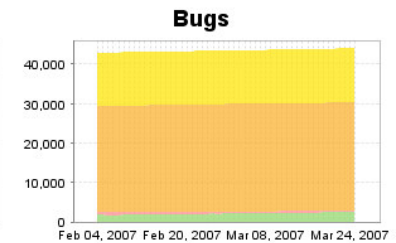
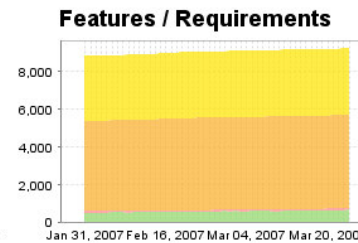
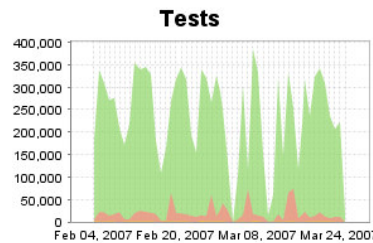
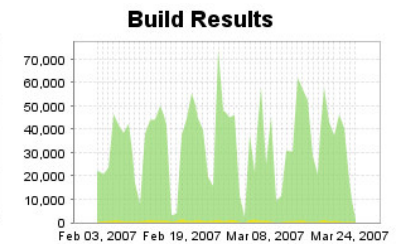
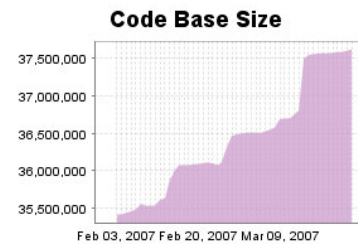
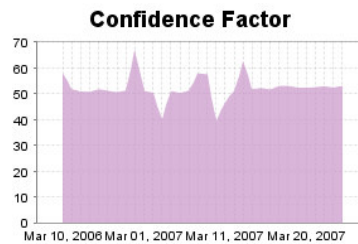
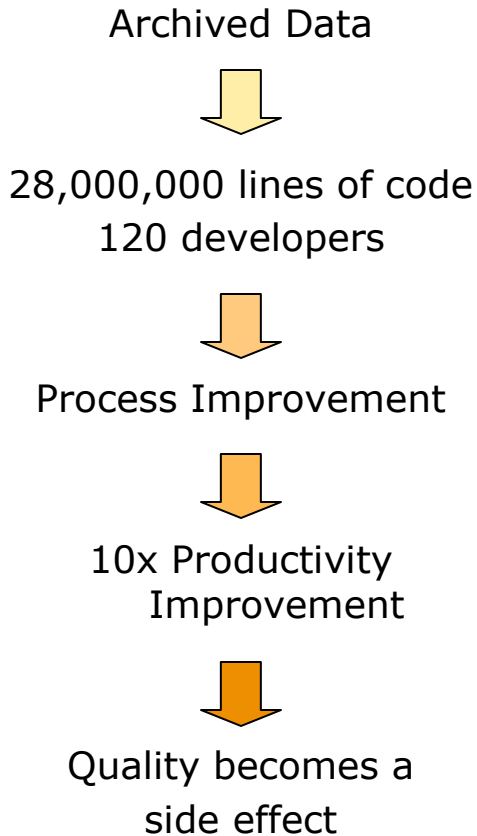
# Infrastructure Supporting Intelligence



# GRS Visibility



# Application to Real Development Projects





# Developer Visibility

The screenshot displays the Parasoft Jtest interface with three main panels:

- Code Review - Parasoft Jtest:** A list of review items with dates and reviewer names.
 

Date	Reviewer	Status
2006/07/19	Waiting for birdo, roman.	Completed
2006/07/20	To Review from mlove	In Progress
2006/07/20	Waiting for assaf, ndaveiga.	Completed
2006/08/01	To Review from mlove	In Progress
2006/08/01	To Review from assaf	In Progress
2006/08/02	To Review from assaf	In Progress
- Code Review Issues:** A table showing source files and their revision numbers.
 

Source	Revision
struts-config.xml	1.1
- SQLInjection.java - Parasoft Jtest:** The main editor showing Java code and a detailed static analysis report.
 

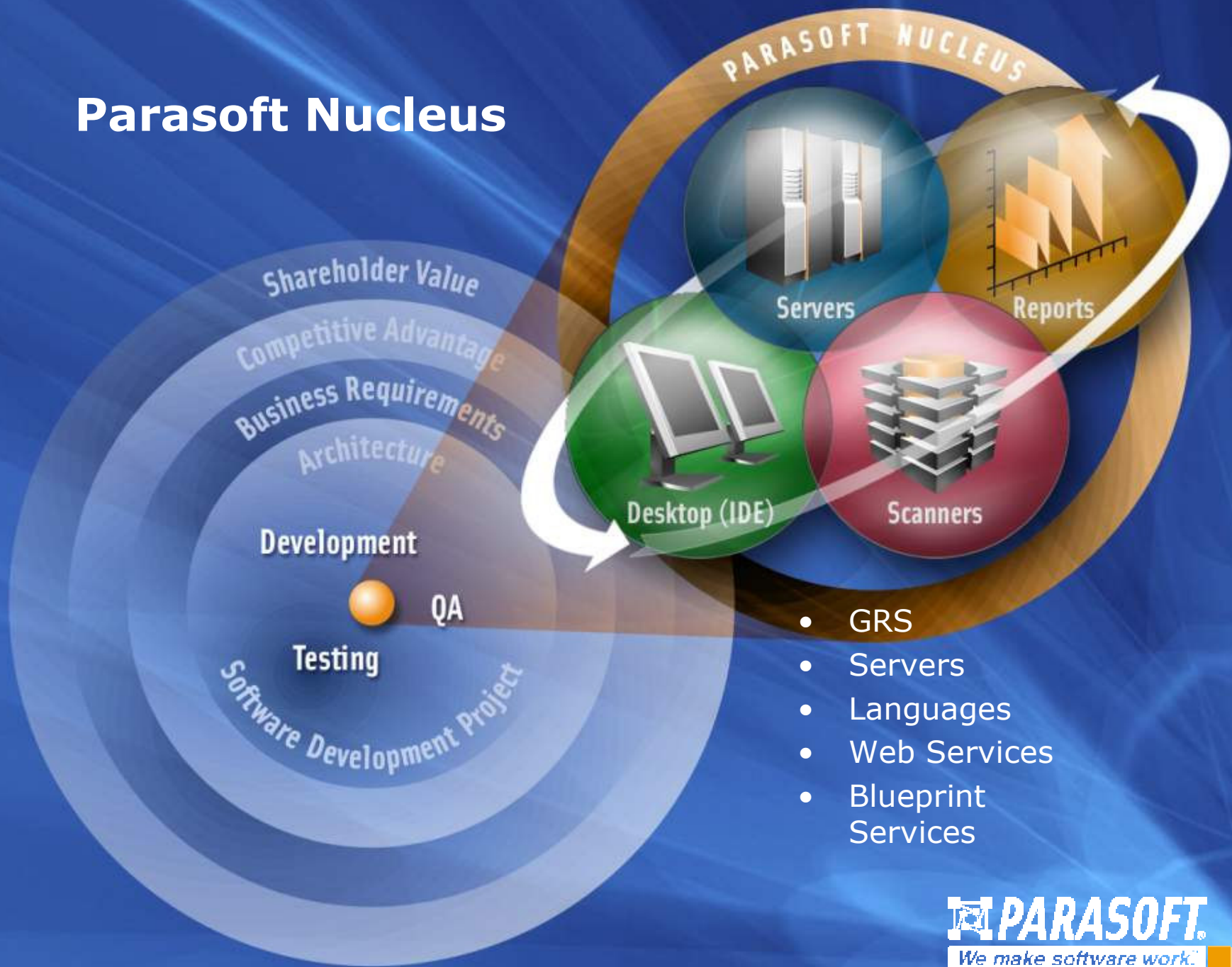
```
String sQuery = "SELECT * FROM users WHERE name='" + sUserName +
    "' AND password='" + sPassword + "'";

Statement stmt = null;
ResultSet rs = null;
try {
    stmt = sqlConnection.createStatement();
    rs = stmt.executeQuery(sQuery);
}
```

The analysis report below the code lists 7 tasks:

  - [7] Jtest Example
    - [7] cynthia
      - [4] Fix Static Analysis Violations
        - [1] Possible Bugs
          - [1] Severity 1
            - [1] Ensure "switch" statements do not contain typos (PB.TLS-1)
          - [2] Security
            - [2] Severity 1
              - [2] Protect against SQL injection (BD.SECURITY.TDSQL-1)
          - [1] Unused Code
          - [2] Review Assertion Failures
            - [2] Unverified Assertion Failures
              - [2] Severity 2
                - [2] junit.framework.AssertionFailedError
                  - [2] examples.eval
                    - [2] Simple.java
                      - [2] [Line 38] junit.framework.AssertionFailedError: expected: <1858> but was: <142>
                      - [2] [Line 64] junit.framework.AssertionFailedError: expected: <0> but was: <-10>
        - [1] Review Exceptions
          - [1] Unverified Runtime Exceptions

# Parasoft Nucleus

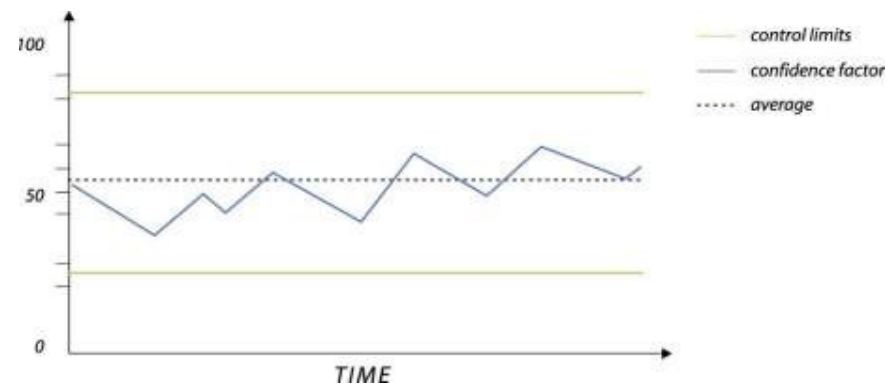


## Process Control

- Software processes should be measured and tracked throughout the project lifetime should be treated as statistical processes
- Use data to evaluate process trends; as the project progresses, the trends in its processes should stabilize
- The goal: a predefined level of stabilization and capability
  - A **stable process** is predictable; its variation is under control (for example, when representative variables are plotted on a control chart, they fall between the upper control limit and the lower control limit, which are based on quality controls such as Six Sigma)
  - For a process to be considered **capable**, it must be stable and the average of its plotted variables must fall within the specification limits, which vary for each process.

## Process Control Example - Confidence Factor

- Used to evaluate software quality and help in making deployment decisions
- An aggregate of measures such feature/requirement implementation index, test pass rate, code check in stability, and others
- CF should stay within small range near the top of the scale
  - Code is not being broken through feature additions, the test cases are succeeding, etc.
  - The application can be released
- The graphed process is stable, but not yet capable



## Raising the Confidence Factor

- Study all indicators to determine the weakest points
- Example: If weakest point is violations of coding standards, the code quality should be increased
  - This would increase the CF, but further work might be required
  - Other problems might exist, such as too many code modifications and uncompleted features with their consequent failing tests
  - Continue the cycle of identifying and fixing problems until the CF reaches the appropriate level – this is necessary to attain product stability and capability and arrive at an informed release decision